

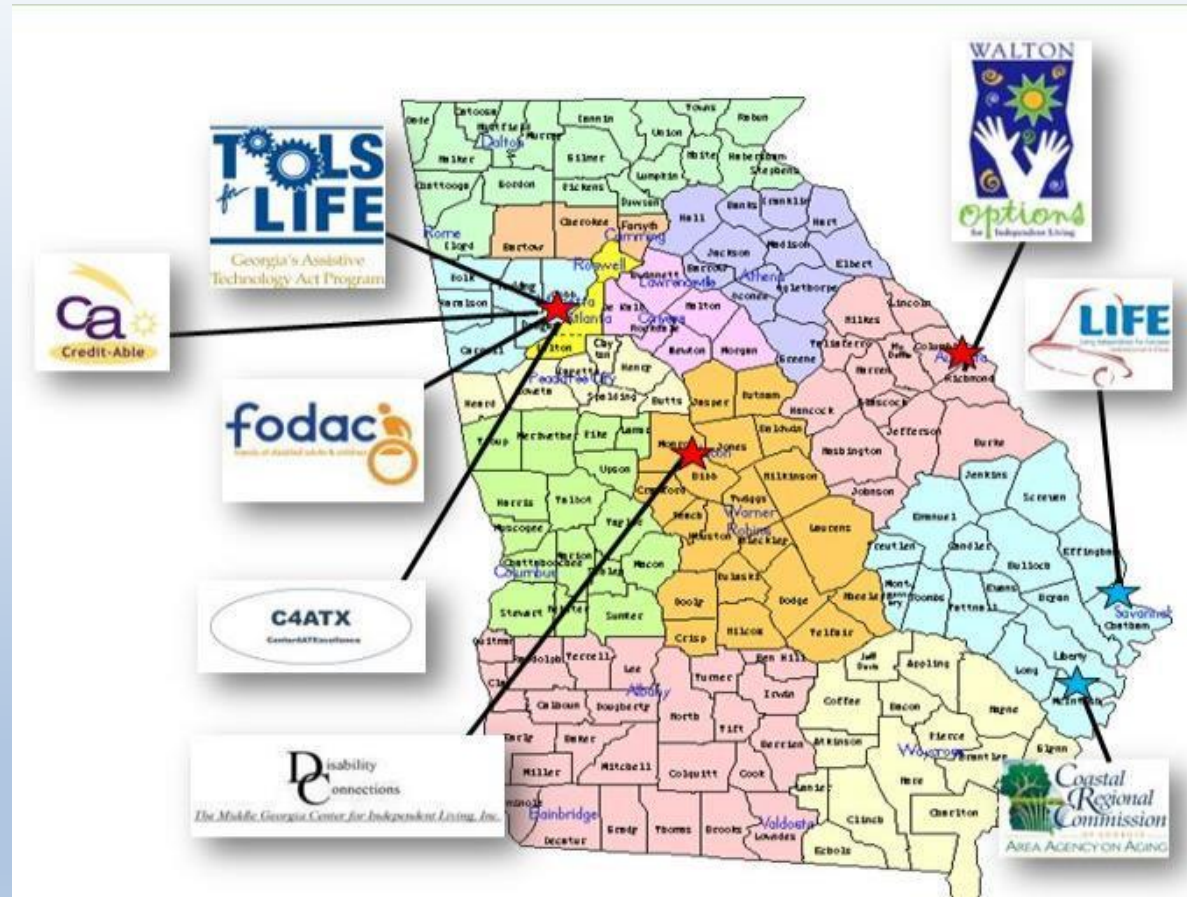
# Planning for a Successful UDL Technology Implementation

Ben Satterfield [ben@c4atx.com](mailto:ben@c4atx.com)

Pat Satterfield [pat@c4atx.com](mailto:pat@c4atx.com)

# Tools for Life Network

- AT Lending Library
- AT Evaluations & Training
- AT Demos
- Resource and Assistance
- AT Funding Assistance
- DME Reuse





- TRAINING
- FUNDING
- PUBLICATIONS
- TFL WIKI
- MEET THE TFL TEAM
- MEET THE ADVISORY COUNCIL
- DIRECTIONS/MAP
- JOIN OUR MAILING LIST
- SCHEDULE A TOUR

Welcome AT Services Try AT Get AT AT Guides Research



**Welcome to Tools for Life**

Tools for Life, Georgia's Assistive Technology Act Program, is dedicated to increasing access to and acquisition of assistive technology (AT) devices and services for Georgians of all ages and disabilities so they can live, learn, work and play independently and with greater freedom in communities of their choice.

Tools for Life and the TFL Network work collaboratively together to accomplish our mission through:

**2014 GATE SEMINAR**

**DEC 5** Georgia Tech Student Center

**WEBINARS**

**OCT 9** [Using Visual Learning Software to Create Personalized Learning Environments](#)

**OCT 23** [Exploring Transition Service Plan Technology Supports : A Unique Perspective](#)

- Current Webinar Schedule
- Webinar Archives

**TOOLS FOR LIFE APPFINDER**



...for Living, Learning, Working, and Playing.

**AT ONLINE EXCHANGE**



**AT FUNDING GUIDE**



# Goals for this session:

- You will be able to summarize possible features of a good UDL technology solution.
- You will be able to explain several components of a successful implementation for a UDL technology solution.
- You will assess possible roadblocks to a successful implementation and suggest ways to avoid them.

# Your Data

What is your data telling you about the barriers to increasing graduation rate?

- Reading Level of Students
- Attention Deficits – Engagement
- English Language Learners
- Behavior in the Classroom
- Need for Accessible Educational Materials

# Your Data

What is your data telling you about the barriers to increasing graduation rate?

- Administrative Decisions
- Technology Decisions
- Curriculum Decisions
- Co-Teaching Planning Decisions
- Need for Staff Development
- Too Many Initiatives at One Time!

## Action Step:

### Acquire hardware for student use

- What hardware is currently available to students? BYOT? Chromebooks? Laptops? iPads?
- Is IT working with curriculum or Special Ed to choose platforms that will support UDL tools that are needed?
- Stakeholders?

# What is a UDL Technology Solution?

A UDL technology solution can be used by all students....

AND also contains features that will support students with learning differences, disabilities, or English language challenges.

- screen reading

- writing supports such as auditory feedback, word prediction, word banks, talking spell checks, homonyms checks

- vocabulary and translation features

- graphic capabilities

- study skills supports





# Examples of Free UDL Solutions

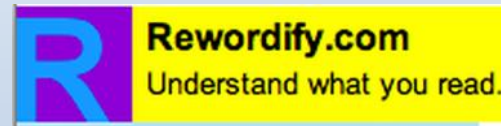
iPad Apps.....



Chromebook Apps and Extensions

Readability, Read and Write, SpeakIt!, Google Translate

Rewordify, Grammarly



Khan Academy, Mathway.com, FX Algebra Solver



OER Commons

Quizlet Live, Kahoot!



NewsELA



# Examples of UDL Solutions

Co:Writer Universal, Snap and Read  
Kurzweil 3000 Firefly



TextHelp Read and Write Gold


Google Apps for Education

Inspiration



Write Online

Clicker 6/Classroom Suite



## Action Step:

Choose software tools, apps and extensions needed to provide access to the curriculum

- One tool for all or many tools for BYOT?
- What is the cost of the tools? Free, annual fee, one time purchase?
- Stakeholders?

## Action Step: Acquire AEMs and OERs for students

- Who will qualify students for AEMS?
- Will a variety of AEMS be available?
- Who will make sure AEMS are provided in a timely manner?
- Who will identify and acquire OERs?

# Action Step:

## Integration of UDL tools into instruction

- Who will train teachers in best practice use of UDL tools in the classroom?
- Stakeholders?

# Action Step: Training of students to use technology tools to support classroom activities

- How can the training of technology use be integrated into classroom activities?
- Stakeholders?

# Action Step:

## Understanding the role of IT/AT in testing

- Who will train staff in understanding how UDL and accommodations will affect testing?
- Stakeholders?

# Action Step:

## Monitoring use of UDL, technology tools

- Who will create assessment rubrics and train administrators on best practice to support their observations of staff?
- Stakeholders?



## Action Step:

How will we measure/interpret outcomes?

- How will we tell how the intervention has been effective?
- What measures will we collect?
- How will we analyze them?
- What are the key indicators that point to success?
- Stakeholders?

# National Educational Technology Plan 2016

The plan calls for universities and school districts to:

- **Redesign teacher preparation programs** to shift from a single technology course to thoughtful use of technology throughout a teacher's preparation and minimum standards for higher education instructors' tech proficiency.
- Set an expectation of **equitable access** to technology and connectivity **inside and outside of school** regardless of students' backgrounds.
- **Adopt high-quality openly licensed educational materials** in place of staid, traditional textbooks.

# National Educational Technology Plan 2016

The plan calls for schools and districts to:

- **Implement universal design principles** for accessibility across all educational institutions and include these principles within teacher preparation programs.
- **Improve technology-based assessments** to allow for embedded delivery within instruction and making near real-time feedback for educators possible.
- **Establish a robust technology infrastructure** that meets current connectivity goals and can be augmented to meet future demand.